

Laerskool Generaal Nicolaas Smit



Life Skills: Homework

Group A: 8 March - 12 March

Group B: 15 March - 19 March

Monday

- Talk to your parents about how you are feeling today.
- Show your parents different face expressions.
- Complete DBE p. 10 & 11 (Answer the questions on p. 11 in your homework book. Write 5-6 sentences at the diary entries)

5

Term 1 - Week 3 - Worksheet

Feelings

Let's talk Look at these pictures and say how these children feel. Have you ever felt like this? Fill in how each child feels. Use these words to help you.

sad	happy	sorry	afraid
	proud	angry	

Do it outside Play a game of mini tennis practising your fore- and backhand shots.

Date:

Let's talk What makes you happy?

What makes you sad?

What makes you afraid?

Let's write What makes you angry?

Write a diary entry for a day that you felt happy. Describe what happened to you.

Dear Diary

Write a diary entry for a day that you felt sad. Say what happened to make you sad.

Dear Diary

Teacher: _____
Sign: _____
Date: _____

Tuesday

- In your homework book- Draw a few pictures that you enjoy most (see DBE p. 12 for a guide)
- Complete DBE p. 12 & 13 (p. 12 you can use the pictures and p. 13 write 5-6 sentences, as well as your own numbers for the block - can ask family members)
- Do Movement (Spatial orientation or Locomotor or Laterality)

Spatial orientation

- Changing direction
- Navigate a complicated obstacle course including pushing, pulling, climbing, changing direction

Locomotor

- Mini-cricket: Running between wickets

Laterality

- Kick moving ball with left and right foot

6 Term 1 - Week 3 - Worksheet

What I enjoy most

Let's write Tell your group what activities you enjoy doing most. Then write the names of the activities in the spaces in the mind map.

WHAT I ENJOY DOING

12

Date:

Let's write Now use your mind map to write a paragraph on what you enjoy doing and why you enjoy these activities.

What I enjoy most

Let's do Use your play dough to make a happy and sad face.

Let's talk Ask 5 friends what they like to do. Colour in 1 block each time they like an activity.

5					
4					
3					
2					
1					
	Singing	Reading	Painting	Sport	Mathematics

What is the most popular activity?

Teacher: _____
Sign: _____
Date: _____

13

Wednesday

- Talk to your parents about what good friends do for each other (write it in your DBE book on p. 15)
- Complete DBE p. 14 & 15
- Do Movement (Creative games and skills)




Creative games and skills:

- Playing rhythm patterns and simple polyrhythms in 2, 3 or 4 time on percussion instruments - Use hands on their table

Term 1 - Week 4 - Worksheet 7


Feelings


Let's talk Look at each of these pictures and talk about how you can help these children to do the right thing. Tick the correct response.

	Can't you watch where you're going!	
	Oh sorry! Let me help you pick these up!	
	Ouch! Here's your ball.	
	Ouch! Go and play somewhere else!	
	It's mine and you can't have any.	
	Come, let's share the chocolate.	

Let's write What do good friends do? If I see my friend struggling I help her.

If I do something wrong I apologise.









Term 1 - Week 4 - Worksheet 7

Feelings

Write 4 more things that good friends do. Date:


Let's talk Look at these pictures. Talk about what you see in each one. Then pick one picture and make up a role play showing what happened.

Now write a role play about the picture you selected. Fill in the name of the characters in the first column.

Do it outside Try doing these things.

- Run around the field. When your teacher says "change" you must turn around and run the other way.
- Now bounce the ball and move forward at the same time.



Teacher: _____

Sign: _____

Date: _____

Thursday

- Complete DBE p. 16 & 17
- Do movement (Improvise and Interpret)

Improvise and Interpret: (Learners put on a role play for parents)

- Portraying character and objects in the role play using observation, imitation and exaggeration (own space)

Term 1 - Week 4 - Worksheet

8

Just checking

Let's write Check yourself.

	✓	✗
I am a good friend.		
I care about my friends.		
I am friendly to the children in my class.		
Most of the children in my class like me.		
I am always polite to people.		

Let's do Make a card for someone you like. Draw a picture on the outside and then write a special message inside.

Term 1 - Week 4 - Worksheet

8

Special people in my life

Date: _____

Let's write Draw a picture of friends, or your teacher, or family members who are special to you. Write their names.

Now write a description of these people and why they are so special.

Teacher: _____

Sign: _____

Date: _____